

# What's New in Dreamweaver 8?

by Angela C. Buraglia  
and Daniel Short

November 8, 2005



Copyright © 2005, All Rights Reserved.  
Distribution in whole or in part is not permitted without the express  
written consent of the author, Angela C. Buraglia.  
This presentation may be printed for personal use only.

**CARTWEAVER**  
Shopping Cart Solution for ASP, ColdFusion & PHP  
[www.cartweaver.com](http://www.cartweaver.com)

# Biography

## Angela C. Buraglia

CEO, Site-Drive Inc.

Angela C. Buraglia used to be a makeup artist for independent film, but she left her career for one where she could work from home and raise her son. Although she only aspired to be a web developer, unintentionally she became that and more. She is perhaps best known as the founder of [DreamweaverFAQ.com](http://DreamweaverFAQ.com) which she still runs today with Daniel Short.

Angela is the co-author of [Macromedia Dreamweaver MX 2004 Killer Tips](#) with Joseph Lowery as well as a co-author of [Macromedia Dreamweaver MX 2004 Magic](#). She is a contributing author to Macromedia ColdFusion MX 7 Web Application Construction Kit and has been a technical editor for various Dreamweaver titles.

Angela's future plans are to continue developing DreamweaverFAQ.com, to build and sell [Dreamweaver extensions](#), and to continue her involvement in [Cartweaver](#). Long gone are the days of applying makeup; now Angela applies her variety of skills to web development.



# Biography

## Daniel Short

CTO, Site-Drive Inc.

Dan's been doing the web gig since the end of 1998 and runs a very successful web development company, [Web Shorts Site Design](#). He is also the Lead Developer for [Cartweaver](#), driving the development of future versions of the product. Dan's primary focus is on dynamic development with both ASP and ColdFusion. He has also written articles for several resource sites, such as AListApart.com and the [Macromedia Developer Center](#).

Additionally, he's recorded several Dreamweaver-related movie titles for the Lynda.com Learning Library, is a coauthor of Dreamweaver MX Magic 2004, a contributing author to the previous version from New Riders, Dreamweaver MX Bible from Wiley Publishing, and Dreamweaver MX: Advanced ASP Web Development from Glasshaus.

Look for Dreamweaver 8 Hands-On-Training by Daniel Short and Garo Green, coming soon to bookstores everywhere...



# Who, What, Huh?

- Who?
  - Angela C. Buraglia
    - URLs You'll Find Angela: [dwmommy.com](http://dwmommy.com) (blog) [DWfaq.com](http://DWfaq.com), [Cartweaver.com](http://Cartweaver.com), [dckillertips.com](http://dckillertips.com)
  - Daniel W. Short
    - URLs You'll Find Dan at: [dansshorts.com](http://dansshorts.com) (blog), [DWfaq.com](http://DWfaq.com), [Cartweaver.com](http://Cartweaver.com), [lynda.com](http://lynda.com)
- What? What's New in Dreamweaver 8?
  - Demo as much as we can
  - Hopefully teach you few things that you may not know Dreamweaver can do
  - Answer questions
- Huh? Confused already?! That's alright, just put your head down, take a nap and let your buddies fill you in later. Unlike a personal appearance I can't see you anyhow, so my feelings won't be hurt.



# Design – What's New

- Starter Pages
- Guides and Zoom
- Paste Special
- Flash Video Support



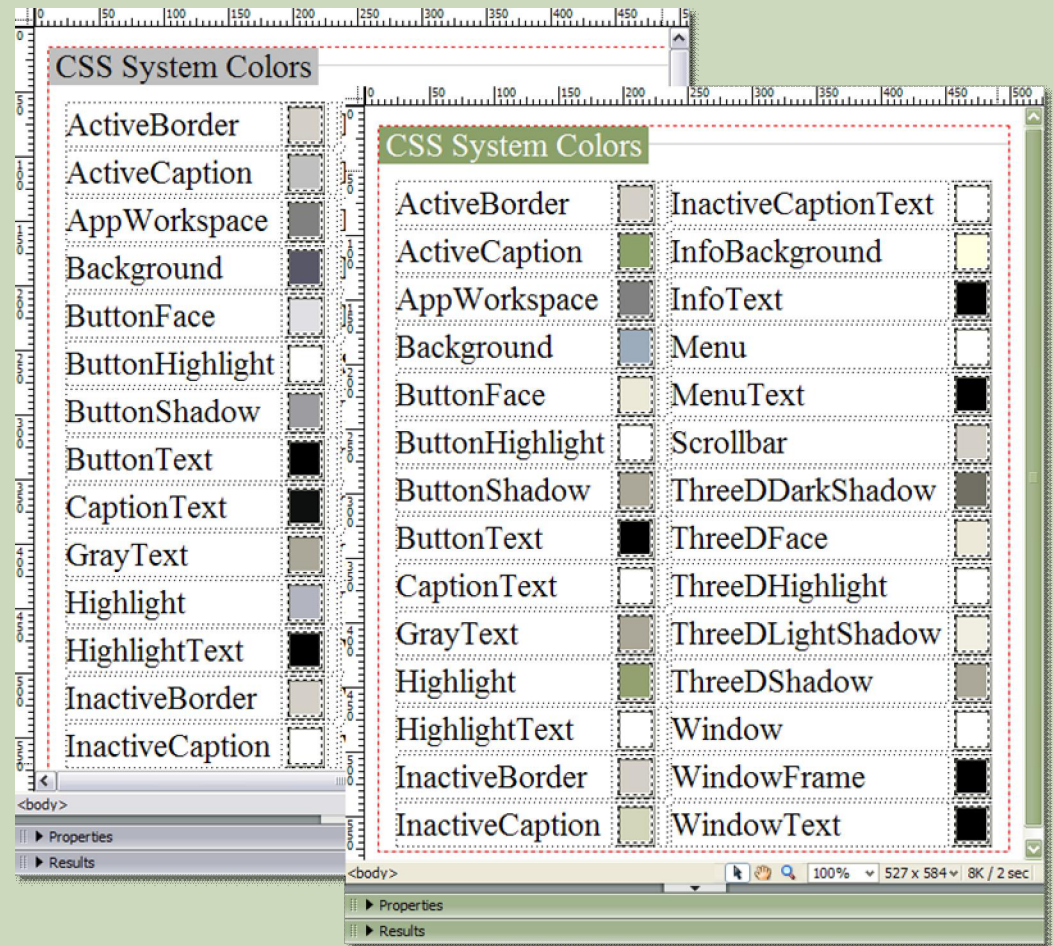
# CSS – What's New

- Unified CSS Panel
- Style Rendering Toolbar
  - Support for media types in Design view
- CSS Layout Visualization tools
- Rendering of System Colors
- Absolute Paths honored for CSS
- CSS display:none; improved



# CSS System Colors

- Dreamweaver 8
  - renders system colors in Design view
  - no built-in interface available
  - must be hand coded
- CSS System Colors
  - are case-sensitive
  - work in modern browsers (Windows & Mac)



# Example Code: CSS System Colors

- CSS system colors can be used for any property that has a color as (part of) its value

```
legend{  
color:CaptionText;  
background-color:ActiveCaption;  
}
```

- Syntax online: <http://www.dwkillertips.com/go/18>

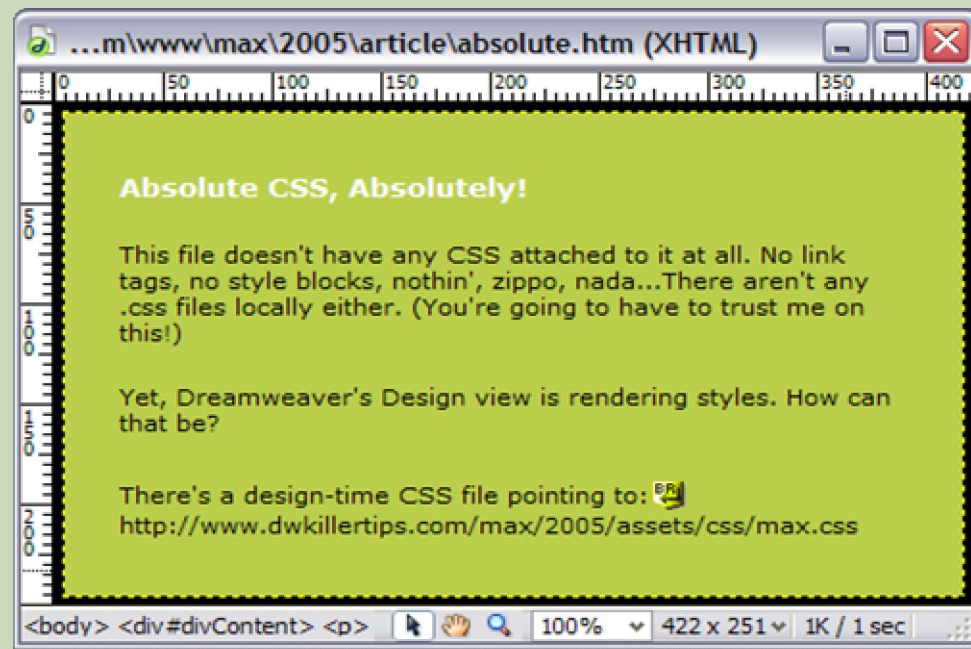




# Absolute CSS, Absolutely!

- As of Dreamweaver 8 you may now link to CSS files with absolute URLs and still have them render in Design view

```
<link href="http://[path]/[file].css" rel="stylesheet" type="text/css" />
```



# Demo: Examples of Absolute URLs for CSS

- Full article available at:

<http://www.macromedia.com/macromedia/events/max/sessions/sa302w.html>



# Code – What's New

- Coding Toolbar – with totally new functionality including:
  - Code Collapse Functionality
  - Various Comments (Add/Remove)
  - Wrap Tag
  - Recent Snippets
  - Other new functionality hidden in commented out code in toolbars.xml
- Context Menu functionality
  - Selection submenu
  - Code Hint Tools submenu
- Changes to how Code Completion works



# Miscellaneous New Stuff

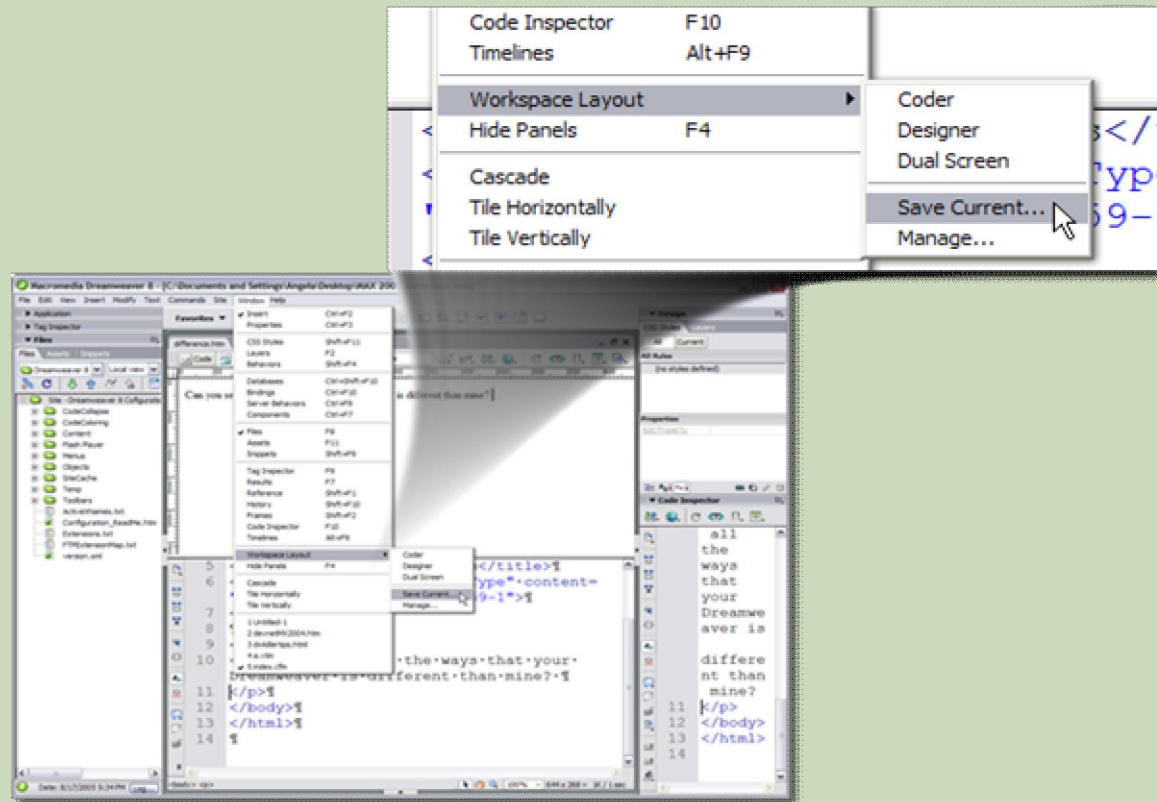
- Saved Workspace Layouts
- Opening Files in the Order You Want
  - Didn't cover, but tossed in slides to make it up to you!
- Re-ordering the documents
- And more...



# Saved Workspace Layouts

- Save a variety of workspace layouts
- Select the saved workspace layout that fits the tasks at hand

Note: Workspace layouts only manage panels and the Document window, not toolbars.



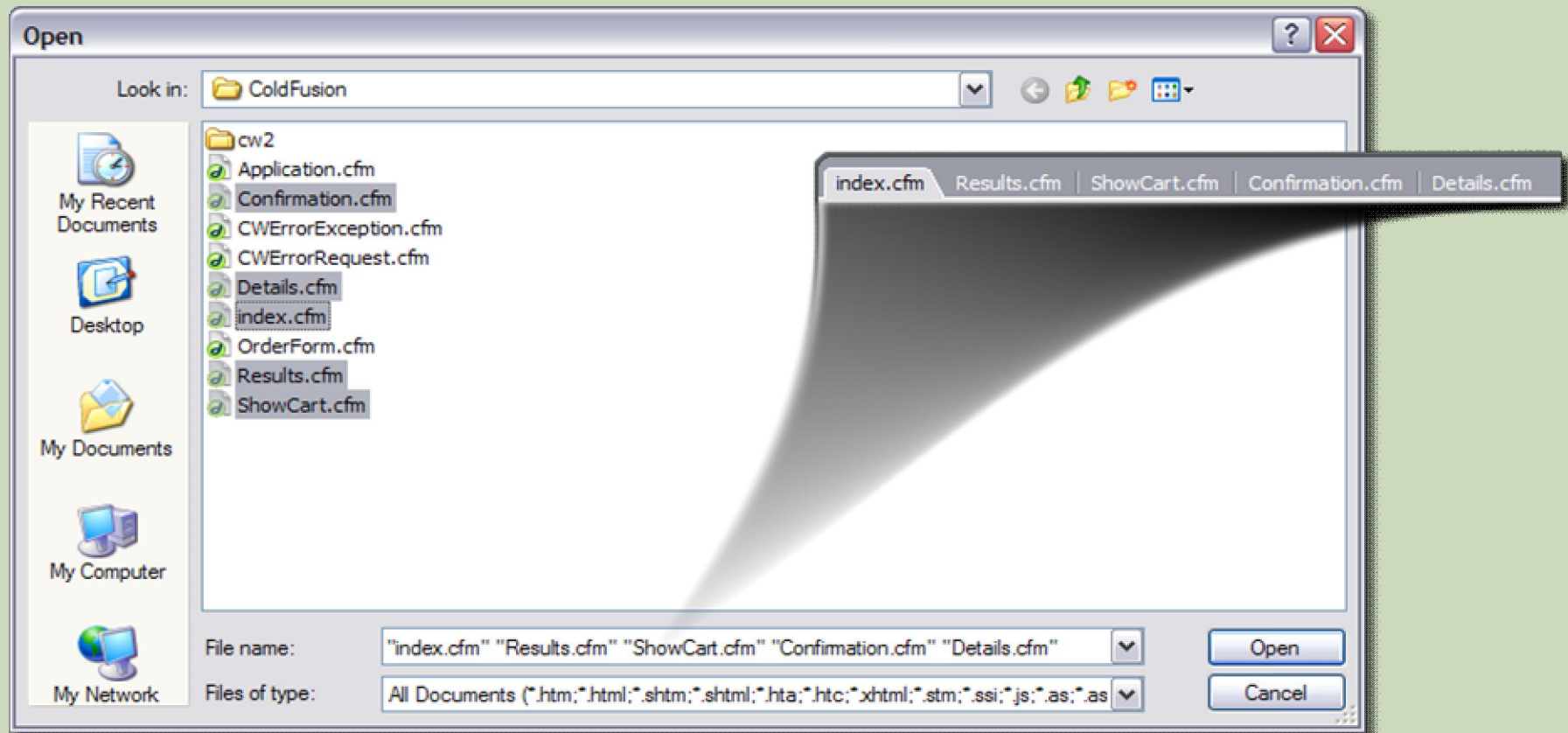
# Open Multiple Files (in the Order You Want\*)

- Ctrl+click (Cmd+click) individual noncontiguous files
- Shift+click once and then a second time to select all files between and including the ones you selected using Shift+click

\* Windows only – The order you select the files in is the “backwards order” that they will be opened. To get your desired order, select the files in reverse order of their final opened order.



# Demo: Opening Files in the Order You Want



# Re-ordering Open Documents

- Click and drag the filename tabs into the order you want!
- There isn't a visual indicator that moving filename tabs can be done or any sort of transparency to indicate the same tab is being held and moved. Send your suggestions for tab re-ordering interface to <http://www.macromedia.com/go/wish>





# No RDS, No Icons...No More!

- Dreamweaver requires that a ColdFusion MX 7 testing server with RDS access be defined in order for the new ColdFusion MX 7 objects (circled below) to appear in the CFFORM category



# Editing insertbar.xml – What You Should Know

- In your User's Configuration, locate:  
Configuration\Objects\insertbar.xml  
Note: If the file does not exist, copy the Program's file to your User's Configuration.
- Casing counts, so be careful. It is best to edit insertbar.xml in HomeSite or other text editor besides Dreamweaver.
- Look for the `<category>` tags to help you find the section you're looking for
- Restart Dreamweaver after any changes



# How to Edit the showIf Attribute

Change:

```
showIf="dw.getDocumentDOM() &&  
dw.getDocumentDOM().serverModel.getServerVersion('Server.ColdFusion.ProductVersion.Major') >= 7"
```

To:

```
showIf="dw.getDocumentDOM() "
```



# Surround with #

- New in Dreamweaver 8, Ctrl+Shift+3 will surround the current selection with # symbols
- Potential “Gotcha”: HomeSite uses Ctrl+3, but this is reserved for <h3> tags
- Solution(s):
  - Adjust to the new shortcut
  - Overwrite the default shortcut with Ctrl+3
    - Add Ctrl+3 as the keyboard shortcut for Insert> ColdFusion Objects> Surround with #
    - Create a Surround with # Snippet and add the keyboard shortcut



# Visual authoring with XML data

- Client-side XSL transformation:
  - the end user looks at an XML file but sees it nicely formatted
  - requires the XML file is on your own site
  - works only in modern browsers
- When using Preview in Browser on an XSL file:
  - Dreamweaver generates a flat HTML (using a Temp file)
  - the code output is HTML but filled with namespaces and other extra code
  - the output could be saved from the temp file and cleaned up manually if desired



# Example: Client-Side XSL Transformation

1. File > New > Basic Page > XSLT (Fragment)
2. When the Locate XML Source dialog appears, choose "Attach a remote file on the internet" and type  
`http://weblogs.macromedia.com/dev_center/index.rdf`  
as the URL for the XML source.
3. The Bindings panel is populated with a full representation of the XML file. Drag out the title, create, description and create a link to Read the article.
4. In Design view, select everything that should repeat
5. Choose Insert > XSLT Objects > Repeat Region
6. Choose the `rss:item` node in the XPath Expression Builder (Repeat Region) dialog
7. Press F12 to preview



# XSL Transformation with ColdFusion

## ColdFusion Transformation:

1. Beginning with the file from the previous demo, remove the entities from XSL file. (Entities freak out CF.)
2. Save the XSL file
3. (See next slide for example code.) Explanation of the ColdFusion in simple terms: Read the XML file in, read the XSL in, and transform it using ColdFusion
4. Preview it in the Browser





# Example Code: ColdFusion XSL Transformation

```
<cfsilent>
    <cfhttp url="http://weblogs.macromedia.com/dev_center/index.rdf"
method="get" />
    <cfset xml = XMLParse(cfhttp.FileContent) />
    <cfset xslPath = ExpandPath("mmdesdev.xsl") />
    <cffile action="read" variable="xsl" file="#xslPath#" />
</cfsilent>
<!DOCTYPE html PUBLIC "-//W3C//DTD XHTML 1.0 Transitional//EN"
"http://www.w3.org/TR/xhtml1/DTD/xhtml1-transitional.dtd">
<html xmlns="http://www.w3.org/1999/xhtml">
<head>
<meta http-equiv="Content-Type" content="text/html; charset=iso-
8859-1"/>
<title>XSL Transformations</title>
</head>
<body>
<cfoutput>#XMLTransform(xml, xsl)#</cfoutput>
</body>
</html>
```





# Resources

- Books
  - Dreamweaver MX 2004 Killer Tips  
by Angela C. Buraglia and Joseph Lowery  
Note: There will not be a Dreamweaver 8 Killer Tips  
<http://www.dckillertips.com>
  - Dreamweaver 8 Hands-On-Training by Daniel Short  
<http://www.amazon.com/exec/obidos/tg/detail/-/0321293894> (coming soon)
- Movies (some free movies available too!)
  - Dreamweaver 8 New Features by Garrick Chow  
<http://movielibrary.lynda.com/html/modPage.asp?ID=173>
  - All Other Dreamweaver Movies by lynda.com  
Includes titles by Daniel Short with new movies coming soon for Dreamweaver 8  
<http://movielibrary.lynda.com/html/modListing.asp?pid=2>



# Resources

- Other Helpful Links
  - Dreamweaver 8 Emerging Issues  
<http://www.macromedia.com/go/a3f38dcf>
  - The Macromedia Exchange for Dreamweaver  
<http://www.macromedia.com/exchange/dreamweaver/>
  - DWfaq's Extension Resource List:  
<http://www.dwfaq.com/resources/extensions/>
  - Snippets Exchange  
<http://www.dwfaq.com/snippets/>  
(or try the unforgettable capitalization typo: SnippetSexchange.com which is really SnippetsExchange.com and goes straight to dwfaq.com/snippets/)
    - Massimo Foti's Snippets Converter  
<http://www.dwfaq.com/Snippets/converter.asp>



# Thank you.

Angela C. Buraglia

Email: [angela@dwkillertips.com](mailto:angela@dwkillertips.com)

Blog: <http://www.dwmommy.com>

Daniel W. Short

Email: [dan@site-drive.com](mailto:dan@site-drive.com)

Blog: <http://www.dansshorts.com>

